

BVO22 - Flange ball valve (stainless steel) DN 15-200

Description

Stainless steel ball valve PN 16/40 with flanged ends and two-piece body, full bore. Mounting flange for actuators according to ISO 5211. Antistatic execution.

Product features

- Flange connection DN 15-50 flanges PN 40
DN 65-200 flanges PN 16 or PN 40
- Face to face dimension DN 15-100 DIN 3202-F4 (short) = standard, or DIN 3202-F1 (long)
DN 125-200 DIN 3202-F5
- Max. working pressure 16/40 bar
- Temperature range -10°C + 180°C, Versions for lower temperatures on request
- Fire Safe execution optional for DN 15-100 (according to BS 6755 and ISO 10479)
- Fire Safe design optional for DN 125-200
- TA Luft in compliance with TA Luft requirements

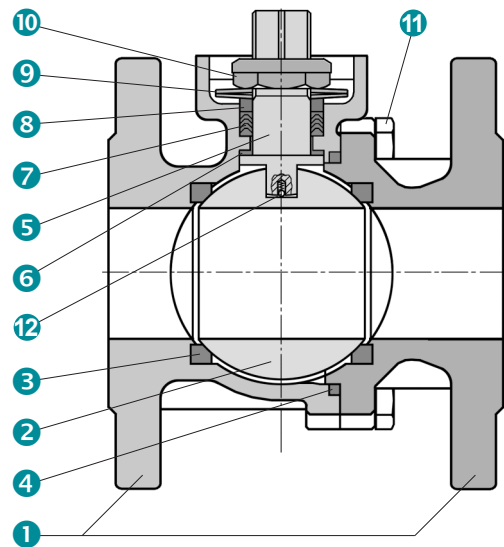


The ball valves BVO22 meet the safety requirements of the pressure Equipments Directive 2014/68/EU (PED) appendix 1 for fluids of the groups 1 and 2.

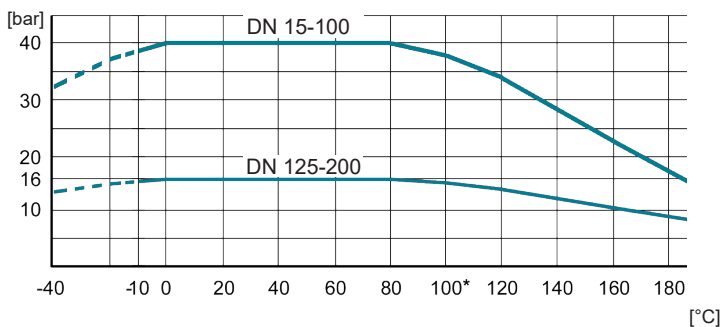


Construction

1	Two-piece body	Stainless steel 1.4408
2	Ball DN 15-200	Stainless steel 1.4408
3	Seat ring (ball)	PTFE + 15% GF
4*	Seal ring	PTFE
5	Stem	Stainless steel 1.4401
6	Lower bearing	PTFE
7*	Gland packing self adjusting according to TA-Luft (DN 15-200)	PTFE
8	Gland ring	Stainless steel 1.4301
9	Bevel washer	Spring steel, 1.4310
10	Nut	Stainless steel 1.4301
11	Bolt	A2-70
12	Antistatic ball	Stainless steel 1.4401
*	Material = graphite for Fire Safe execution „FS“	



Pressure / temperature diagram



For temperatures >100°C a mounting bracket with adapter is mounted between ball valve and actuator.

For applications with steam:
 - use seat ring „S“ PTFE-C, 25% Carbon
 - $t_{max} = 160^{\circ}C$, $p_{max} = 5 \text{ bar}$



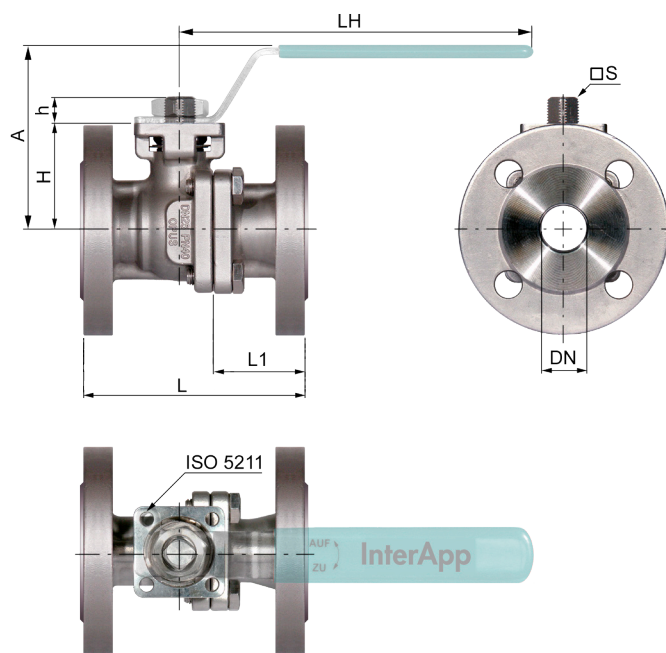
BVO22 - Flange ball valve (stainless steel) DN 15-200

Type code

BVO	22	F	K	.	025	.	SS	T	-	..
1	2	3	4		5		6	7		8

1 Type	BVO	Ball valve flanged type with ISO top flange	
2 Construction	22	2/2 ways, two-piece body	
3 Bore	F	Full bore	
4 Face to face dimension	K	F4 (short) standard DN 15-100, F5 DN 125-200	
	F	F1 (long) DN 15-100	
5 Size	015-200	DN 15-200	
6 Materials body / ball	S	Body stainless steel	1.4408
	S	Ball stainless steel	1.4408
7 Materials seat ring	T	Seat ring white (standard)	PTFE + 15% GF
	S	Seat ring grey (for steam) $t_{max} = 160^{\circ}C$, $p_{max} = 5$ bar	PTFE-C, 25% Carbon
8 Special executions	FS	Fire safe execution (according BS 6755 and ISO 10497)	DN 15-100
	FD	Fire safe design	DN 125-200
	HJ	Heating jacket	
	PN16	Flange connection PN 16	DN 65-200

Dimensions



BVO22FK face to face dim. DIN 3202 F4 (DN 15-100), F5 (DN 125-200)

	DN	L	L1	H	h	S	ISO 5211	kv[m³/h]	[kg]
BVO22FK.015.SST	15	115	48,5	50,0	11	11	F05	35	2,70
BVO22FK.020.SST	20	120	51,5	53,5	11	11	F05	46	3,40
BVO22FK.025.SST	25	125	52,0	58,5	14	14	F05	72	4,20
BVO22FK.032.SST	32	130	57,0	71,0	14	14	F05	105	6,00
BVO22FK.040.SST	40	140	59,0	76,0	17	17	F07	170	8,10
BVO22FK.050.SST	50	150	62,0	83,5	17	17	F07	275	10,60
BVO22FK.065.SST	65	170	72,0	95,0	17	17	F07	507	14,60
BVO22FK.080.SST	80	180	71,0	113	22	22	F10	905	20,80
BVO22FK.100.SST	100	190	75,5	131	22	22	F10	1414	30,10
BVO22FK.125.SST	125	325	123	152	22	22	F10	2362	59,50
BVO22FK.150.SST	150	350	126	217	37	36	F14	3674	80,20
BVO22FK.200.SST	200	400	140	252	37	36	F14	7155	144,00

BVO22FF face to face DIN 3202 F1

	DN	L	L1	H	h	S	ISO 5211	kv[m³/h]	[kg]
BVO22FF.015.SST	15	130	63,5	50,0	11	11	F05	35	2,65
BVO22FF.020.SST	20	150	81,5	53,5	11	11	F05	46	3,50
BVO22FF.025.SST	25	160	87,0	58,5	14	14	F05	72	4,40
BVO22FF.032.SST	32	180	107,0	71,0	14	14	F05	105	6,25
BVO22FF.040.SST	40	200	119,0	76,0	17	17	F07	170	8,70
BVO22FF.050.SST	50	230	142,0	83,5	17	17	F07	275	11,60
BVO22FF.065.SST	65	290	192,0	95,0	17	17	F07	507	15,90
BVO22FF.080.SST	80	310	201,0	113	22	22	F10	905	22,90
BVO22FF.100.SST	100	350	235,5	131	22	22	F10	1414	33,85

Handlever

DN	A	LH	[kg]
15	92,0	180	0,5
20	95,5	180	0,6
25	100,5	180	0,6
32	113,0	180	0,9
40	122,5	300	1,5
50	130,0	300	1,8
65	141,5	300	2,6
80	194,5	400	3,4
100	212,5	400	5,2
125	272,0	700	12
150	281,0	700	12